

NOTES:

1. MATERIAL:

- 1.1 HOUSING: PA66+30% G/F, UL94 V-0, COLOR: RED.
- 1.2 CONTACTS: BRASS
- 1.3 BOARD LOCKS: SPCC

2. PLATING:

2.1 CONTACTS:

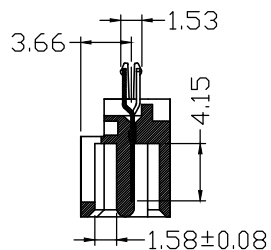
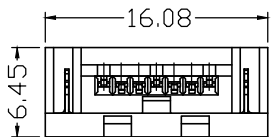
NI(50u" MIN.) UNDER PLATING OVERALL  
 TIN(100u" MIN.) PLATING ON SOLDER TAILS  
 AU(GOLD FLASH.) PLATING ON CONTACT AREA

2.2 BOARD LOCKS:

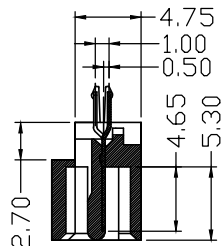
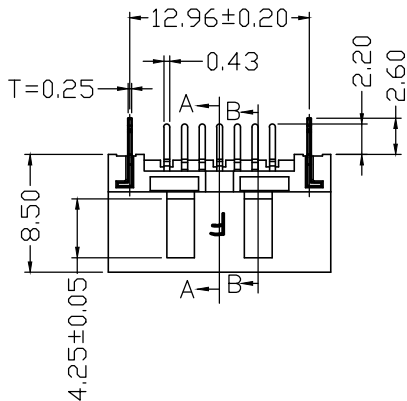
NI(50u" MIN.) UNDER PLATING OVERALL  
 TIN(100u" MIN.) PLATING ON SOLDER TAILS

3. SPECIFICATION:

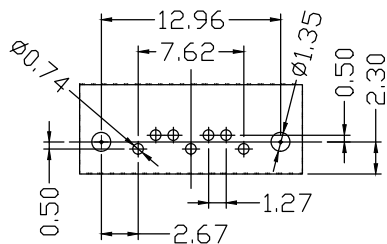
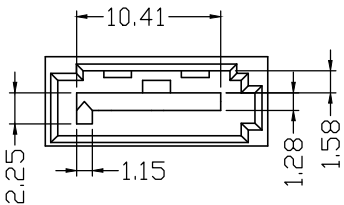
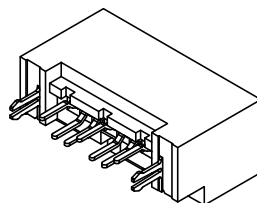
- 3.1 CURRENT RATING: 1.5A
- 3.2 CONTACT RESISTANCE: 30mΩ MAX
- 3.3 INSULATION RESISTANCE: 1000MΩ Min
- 3.4 WITHSTANDING VOLTAGE: 500V AC FOR 1MIN
- 3.5 TEMPERATRUE RANGE: -55°C - +85°C



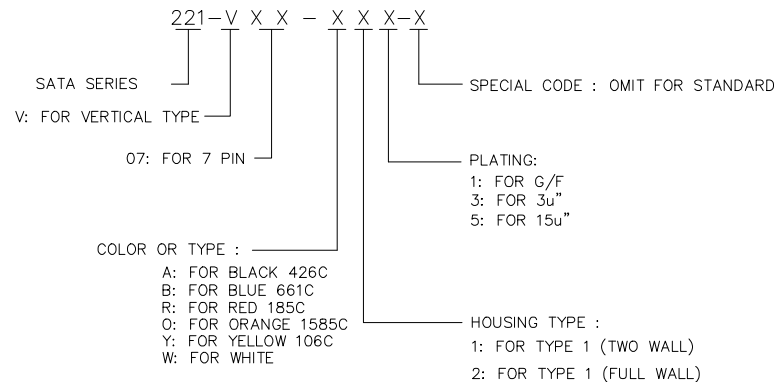
SECTION: B-B



SECTION: A-A



HOW TO ORDER



延奕科技股份有限公司  
 VITETECH CO., LTD

REV.	ECN.NO.	APP.	DATE
A	Official Publish	Alan	Aug/11/08
B	EC#100504	Alan	May/14/10

RoHS COMPLIANT			
DIMENSION CLASSIFICATION			
⊙ CRITICAL ⊕ MAJOR < > REFERENCE			
REVISED	B		
DRAW	CHK'D	APPROVE	DATE
KENJI	ANNY	ALAN	Aug/11/08'

PRODUCT	CUSTOMER COPY
SCALE	1:1 SHEET
GENERAL TOLERANCE	
X.	.X ±0.30
.XX	±0.20
.XXX	±0.05
X.'	.X'

PART NO: 221-V07-R21-X
DWG NAME:
SATA VERTICAL 7P DIP SERIES (FULL WALL)